

the population growth rate, λ , is the dominant eigenvalue of the matrix \mathbf{A} , and the stable stage distribution, \mathbf{w} , is the right eigenvector of \mathbf{A} corresponding to λ .

For a population to be stable, the population growth rate must be equal to 1, and the stable stage distribution must be constant over time.

The stable stage distribution, \mathbf{w} , is the vector of stage proportions that remains constant over time.

The stable stage distribution, \mathbf{w} , is the vector of stage proportions that remains constant over time.

The stable stage distribution, \mathbf{w} , is the vector of stage proportions that remains constant over time.

The stable stage distribution, \mathbf{w} , is the vector of stage proportions that remains constant over time.

The stable stage distribution, \mathbf{w} , is the vector of stage proportions that remains constant over time.

The stable stage distribution, \mathbf{w} , is the vector of stage proportions that remains constant over time.

The stable stage distribution, \mathbf{w} , is the vector of stage proportions that remains constant over time.

The stable stage distribution, \mathbf{w} , is the vector of stage proportions that remains constant over time.

The stable stage distribution, \mathbf{w} , is the vector of stage proportions that remains constant over time.

The stable stage distribution, \mathbf{w} , is the vector of stage proportions that remains constant over time.

The stable stage distribution, \mathbf{w} , is the vector of stage proportions that remains constant over time.

The stable stage distribution, \mathbf{w} , is the vector of stage proportions that remains constant over time.

The stable stage distribution, \mathbf{w} , is the vector of stage proportions that remains constant over time.

The stable stage distribution, \mathbf{w} , is the vector of stage proportions that remains constant over time.

The stable stage distribution, \mathbf{w} , is the vector of stage proportions that remains constant over time.

The stable stage distribution, \mathbf{w} , is the vector of stage proportions that remains constant over time.

The stable stage distribution, \mathbf{w} , is the vector of stage proportions that remains constant over time.

The stable stage distribution, \mathbf{w} , is the vector of stage proportions that remains constant over time.

The stable stage distribution, \mathbf{w} , is the vector of stage proportions that remains constant over time.

The stable stage distribution, \mathbf{w} , is the vector of stage proportions that remains constant over time.

The stable stage distribution, \mathbf{w} , is the vector of stage proportions that remains constant over time.

The stable stage distribution, \mathbf{w} , is the vector of stage proportions that remains constant over time.

The stable stage distribution, \mathbf{w} , is the vector of stage proportions that remains constant over time.

The stable stage distribution, \mathbf{w} , is the vector of stage proportions that remains constant over time.

The stable stage distribution, \mathbf{w} , is the vector of stage proportions that remains constant over time.

10

SIGNS



Sign System	402
LED Sign System	407
Standoff Fixings	409
Panel Support	413
Cube System	414
Outdoor Sign System	415



Waiting Room



Sign System

Straight-Curve Sign System




EN Standard signage system for indoor use. Composed by aluminium profiles STRAIGHT (BARGELLO) or CURVED (ORSAY) and aluminium plate. Recommended materials: digital printing and vinyl cutting. Supplied in complete kits. Graphic and screws not included.

FR Système de signalisation composé d'un profil en aluminium droit (BARGELLO) ou courbé (ORSAY) et d'une plaque en aluminium. Matières recommandées: papier photographique, vinyle de coupe, etc. Vendus en jeux complets. Visuel et vis non incluses.

PT Sinalização de interior com perfil recto (Bargello) ou curvo (Orsay) e placa de alumínio. Materiais recomendados: Papel fotográfico, vinil de recorte, etc. O kit é fornecido completo. Impressão e parafusos de fixação à parede não incluídos.

ES Sistema de señalización estándar para uso interior. Compuesto por perfilera de aluminio RECTA (BARGELLO) o CURVA (ORSAY) y placa de aluminio. Materiales recomendados: impresión digital y vinilo de corte. Se suministra en kits completos. Gráfica y tornillería no incluidas.

"Bargello" Straight

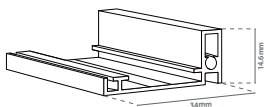


two straight profiles



Content:

- Straight or curved profile
- Plastic pieces for fixing
- Aluminium plate
- Plastic endcaps



Bargello	Size	
15.634	120x60mm	
15.635	220x60mm	
15.636	300x60mm	
15.637	150x90mm	
15.638	220x90mm	
15.639	300x90mm	
15.668	124x120mm	
15.640	150x124mm	
15.641	220x124mm	
15.642	300x124mm	

Bargello	Size	
15.670	150x150mm	
15.643	220x150mm	
15.644	300x150mm	
15.645	400x150mm	
15.672	180x180mm	
15.646	500x60mm	
15.647	500x90mm	
15.648	500x124mm	
15.649	500x150mm	
15.650	500x180mm	

Sign System

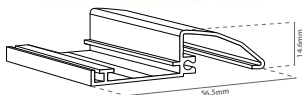
Straight-Curved Sign System



"Orsay" Curved



two curved profiles



Orsay	Size	
15.651	120x60mm	
15.652	220x60mm	
15.653	300x60mm	
15.654	150x90mm	
15.655	220x90mm	
15.656	300x90mm	
15.657	150x124mm	
15.658	220x124mm	
15.659	300x124mm	

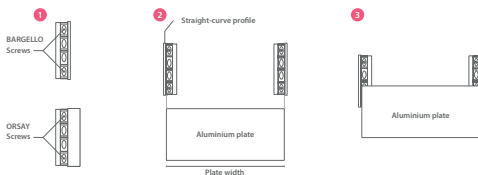
Orsay	Size	
15.660	220x150mm	
15.661	300x150mm	
15.662	400x150mm	
15.663	500x60mm	
15.664	500x90mm	
15.665	500x124mm	
15.666	500x150mm	
15.667	500x180mm	

Install explanation

- EN** Possibility of fixing with double sided tape. Continue with the next steps if you wish to screw it to the wall.
1. Make two holes in the side profiles, as shown.
 2. Screw the profiles to the wall, adjusting the width of the plate.
 3. Fix the central plate by pressing on the side covers.

- FR** L'application peut être réalisée avec adhésif double face, ou visser au mur, il faut suivre le spas suivants:
1. Perforer le profil comme indiqué à l'image.
 2. Visser le profil au mur, en respectant la taille de la plaque.
 3. Faire pression sur la plaque pour la fixer au profil.

- PT** Pode colocar o sistema na parede utilizando fita dupla face. Siga os passos seguintes se o pretendido é aparafusá-lo:
1. Perforar o perfil conforme o indicado.
 2. Aparafusar o perfil à parede, respeitando o tamanho da placa.
 3. Coloque a placa pressionando as laterais, junto ao perfil.
- ES** Posibilidad de fijar con cinta de doble cara. Continue con los siguientes pasos si desea atornillar a pared:
1. Hacer dos perforados en los perfiles laterales, según se indica.
 2. Atornillar las tapas a la pared, ajustando al ancho de la placa.
 3. Fijar la placa central presionando sobre las tapas laterales.



Sign System

"Beyeler" Curved Sign System



EN Signaling system composed by curved aluminum plates and side covers. Available in 3 different widths. This system allows the composition of curved wall directories according to customer needs. The components of this system are supplied separately.

FR Système de signalisation avec profil d'aluminium courbé et bouchons latéraux. Disponible en 3 hauteurs différentes. Ce système permet la création de panneaux directionnels en fonction des besoins de clients. Les éléments de ce système sont vendus séparément.

PT Perfil curvo de alumínio com tampas laterais para a criação de placas de sinalização. Está disponível em 3 alturas diferentes. Este sistema permite a construção de placas de sinalização mediante as necessidades do cliente. Os componentes deste sistema são vendidos por separado.

ES Sistema de señalización compuesto por placas de aluminio curvas y tapas laterales. Disponible en 3 anchos distintos. Este sistema permite la composición de directorios de pared curvos según la necesidad del cliente. Los componentes de este sistema se suministran por separado.

"Beyeler" Curved Sign System


Includes plastic protector

Aluminium Sign Profile (price for lineal meter)

"Beyeler" Profile	Height	
10.224	60mm	
10.225	90mm	
10.226	140mm	

Profile Cut



Profile cut		
10.233	Unit cutting	



Accessories - Plastic Endcaps

Plastic endcaps	Colour	Height		
10.227	Grey	60mm	x10	
10.230	Black	60mm	x10	
Plastic endcaps	Colour	Height		
10.228	Grey	90mm	x10	
10.231	Black	90mm	x10	
Plastic endcaps	Colour	Height		
10.229	Grey	140mm	x10	
10.232	Black	140mm	x10	

Sign System




Data Frame  

EN Signaling system with plastic frame that allows you to change the graphics easily. Available in different sizes.
FR Système de signalisation en plastique qui permet le changement de visuel facilement. Disponible en plusieurs dimensions.

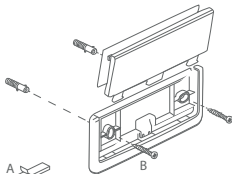
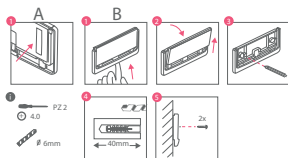
PT Sistema de sinalização em plástico que permite a troca de imagem facilmente. Disponível em vários tamanhos.
ES Sistema de señalización con marco de plástico que permite cambiar la gráfica fácilmente. Disponible en varios tamaños diferentes.

Data Frame



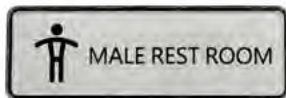
DataFrame	Colour	Size
15.200		149x63mm
15.201		149x104mm
15.202		149x145mm

Install explanation



Data Frame Acrylic

adhesives included 



DataFrame	Size
15.207	195x60mm

DataFrame	Size
15.208	66x66mm

Sign System

Straight Flag



- EN** Double-sided flag sign system for fixing on the wall. Recommended materials: digital printing and vinyl cutting. Supplied in complete kits. Graphic and screws not included.
- FR** Système composé de plaques d'aluminium double face à fixer au mur. Matières recommandées: vinyle de coupe et impression digitale. On les fournit en jeux complets. Graphique et vis non inclus.

- PT** Sistema composto de placas de alumínio de dupla face para fixar à parede. Materiais recomendados: vinil de corte e impressão digital. Fornece-se em kits completos. Impressão e parafusos não incluídos.
- ES** Sistema de señalización de banderola a doble cara para fijar a pared. Materiales recomendados: impresión digital y vinilo de corte. Se suministra en kits completos. Gráfica y tornillería no incluidas.

Straight Flag



Content:

- Double-sided aluminium plates
- Fixing support
- Plastic endcaps

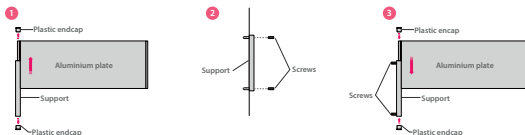
Straight	Size
15.685	220x90mm
15.686	320x90mm
15.687	220x124mm
15.688	320x124mm
15.689	420x124mm

Straight	Size
15.690	150x150mm
15.691	220x150mm
15.692	320x150mm
15.693	420x150mm

Install explanation

- EN**
1. Remove the plastic endcaps and the aluminium plate.
 2. Screw the aluminium support to the wall, as indicated.
 3. Reattach the aluminium plate and the plastic endcaps.
- FR**
1. Retirer les bouchons de plastique et la plaque d'aluminium.
 2. Percer le support d'aluminium au mur, comme à l'image.
 3. Remettre les bouchons de plastique et la plaque d'aluminium.

- PT**
1. Retirar as tampas de plástico e a placa de alumínio.
 2. Aparafusar o suporte de alumínio à parede, como indicado.
 3. Recolocar a placa de alumínio e as tampas de plástico.
- ES**
1. Retirar las tapas de plástico y la placa de aluminio.
 2. Atornillar el soporte de aluminio a la pared, según se indica.
 3. Fijar de nuevo el panel de aluminio y las tapas de plástico.



LED Sign System

LED Light Sign



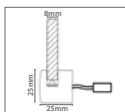
- EN** LED light sign system. Supplied in complete kits. Clear panel and screws not included.
- FR** Système de signalisation avec lumière (LED). Vendus en jeux complets. Plaque transparente et vis non incluses.

- PT** Sistema de sinalização com LEDs. Fornece-se em kits completos. Painel transparente e parafusos não incluídos.
- ES** Sistema de señalización con luz LED. Se suministra en kits completos. Panel transparente y tornillería no incluidos.

LED Light Sign System



glass or acrylic not included



Content:

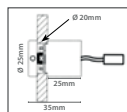
- Satin aluminium profile
- White LEDs inside
- Power supply
- Plug and wires

LED Sign	Size	LED	LED
15.725	120mm	9 LEDs	LED
15.726	180mm	12 LEDs	
15.727	280mm	21 LEDs	

LED Light Panel Support



glass or acrylic not included



Content:

- Stand-offs with 6 LED bulbs
- Power supply
- Plug and wires

LED Support	Size	LED
15.724	Ø 25x25mm	x4 LED

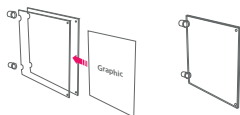
Sign System

Glass Flag | Signage Mounting



Glass Flag

two 3mm thickness
acrylic included



Glass Flag	Colour	Size		
15.203		297x120mm		
15.204		120x297mm		
15.205		210x297mm		
15.206		210x210mm		



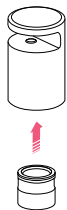
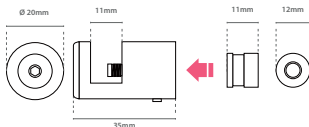
- EN** Sign system for tabletops that allows to change the graphic information easily. Available in different sizes.
- FR** Système de signalisation pour les compteurs qui permet le changement de visuel facilement. Disponible en plusieurs dimensions.

- PT** Sistema de sinalização de mesa que permite a mudança de informação facilmente. Disponível em vários tamanhos.
- ES** Sistemas de señalización para encimeras que permite cambiar la gráfica fácilmente. Disponible en varios tamaños.

Signage Mounting

NEW

no need drilling holes on panel



Sig. Mounting	Max. Thickness	Size	
15.249	11mm	Ø 20x35mm x4	

Sign System | Standoff Fixings

Steel Desk Support | Square Standoff | Round Standoff

Steel Desk Support

Ideal as directory signage



Steel Desk	Colour	Size		
15.567		Ø 80x80mm	x2	

Steel Desk	Colour	Size		
15.569		Ø 80x80mm	x2	




Steel Desk	Colour	Size		
15.568		Ø 80x80mm	x2	

Steel Desk	Colour	Size		
15.570		Ø 80x80mm	x2	

Square Standoff

Edge clamp

create impactful displays with our range of stand-off fixings




Square Standoff	Colour	Size		
15.564		25x25mm	x4	

Square Standoff	Colour	Size		
15.565		25x25mm	x4	

Round Standoff

Edge clamp

2 colours and diameters available



Round Standoff	Colour	Size		
15.550		Ø 25x20mm	x4	
15.551		Ø 30x20mm	x4	

Round Standoff	Colour	Size		
15.552		Ø 25x20mm	x4	
15.553		Ø 30x20mm	x4	

Standoff Fixings

Plastic Stand Off Fixings



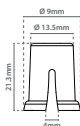
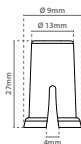
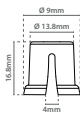
EN Wall mounting system for signage. This system allows to cover the fixing screws. Available in various finishes and colors.
FR Système de fixation au mur des affiches. Ce système permet de couvrir les vis de fixation. Diverses finitions et couleurs disponibles.

PT Sistemas de fixação à parede de cartazes e ocultação de parafusos. Disponível em diferentes acabamentos e cores.
ES Sistemas de fijación a pared de cartelera. Este sistema permite cubrir los tornillos de fijación. Disponible en varios acabados y colores.

Plastic Standoffs Fixing

easy wall mounting

NEW



ideal to hold signs, 3D company letters or any other artworks

The Plastic Stand-offs highlight the messages by adding a spacing effect. The Stand-Offs are made of Polystyrene and the mounting pieces are made of polycarbonate. 3 sizes available.

1. Screw the Stand-Offs directly to the Wall

2. Attach the Mounting pieces to the Signage



3. Fix the Signage with Mounting Pieces to the Stand-Offs



P.Standoff 16.8	Colour	Size	
15.250		16.8mm	x20
P.Standoff 21.3	Colour	Size	
15.251		21.3mm	x20
P.Standoff 27	Colour	Size	
15.252		27mm	x20
Mounting	Colour	Size	
15.253		14.4mm	x20

Standoff Fixings

Screw covers | Aluminium Stand Off Fixings



Screw Covers



ideal for creating name plates and guidance systems made of glass.



Screw Covers	Colour	Size		
15.544		Ø 15mm	x4	
15.545		Ø 19mm	x4	
15.546		Ø 25mm	x4	

Screw Covers	Colour	Size		
15.547		Ø 15mm	x4	
15.548		Ø 19mm	x4	
15.549		Ø25mm	x4	

Aluminium Standoff



Stand Off Ø13x13mm				
Aluminium	Colour	Size		
15.528				
15.532				
15.536				
15.540		Ø 13x13mm	x4	

Stand Off Ø19x25mm				
Aluminium	Colour	Size		
15.530				
15.534				
15.538				
15.542		Ø 19x25mm	x4	

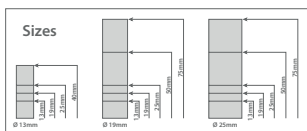
Stand Off Ø13-x19mm				
Aluminium	Colour	Size		
15.529				
15.533				
15.537				
15.541		Ø 13x19mm	x4	

Stand Off Ø25x30mm				
Aluminium	Colour	Size		
15.531				
15.535				
15.539				
15.543		Ø 25x30mm	x4	









Standoff Fixings









Standoff Fixings 

Gold-Chromed Standoff









Stand Off Ø13mm

Aluminium	Colour	Size	
15.500		Ø 13x13mm	x4 
15.501		Ø 13x19mm	x4 
15.502		Ø 13x25mm	x4 
15.503		Ø 13x40mm	x4 

Aluminium	Colour	Size	
15.504		Ø 13x13mm	x4 
15.505		Ø 13x19mm	x4 
15.506		Ø 13x25mm	x4 
15.507		Ø 13x40mm	x4 

Stand Off Ø19mm

Aluminium	Colour	Size	
15.508		Ø 19x13mm	x4 
15.509		Ø 19x19mm	x4 
15.510		Ø 19x25mm	x4 
15.511		Ø 19x50mm	x4 
15.512		Ø 19x75mm	x4 

Aluminium	Colour	Size	
15.513		Ø 19x13mm	x4 
15.514		Ø 19x19mm	x4 
15.515		Ø 19x25mm	x4 
15.516		Ø 19x50mm	x4 
15.517		Ø 19x75mm	x4 

Stand Off Ø25mm

Aluminium	Colour	Size	
15.518		Ø 25x13mm	x4 
15.519		Ø 25x19mm	x4 
15.520		Ø 25x25mm	x4 
15.521		Ø 25x50mm	x4 
15.522		Ø 25x75mm	x4 

Aluminium	Colour	Size	
15.523		Ø 25x13mm	x4 
15.524		Ø 25x19mm	x4 
15.525		Ø 25x25mm	x4 
15.526		Ø 25x50mm	x4 
15.527		Ø 25x75mm	x4 



Panel Support

Panel support 





EN Fixing system for shelves or posters to the wall. Available in gold and chrome colors.
FR Système de fixation d'étagères ou signalisation au mur. Disponible en chromé doré ou chromé argenté.





PT Sistema fixação à parede de prateleiras ou impressões. Disponível em dourado ou prateado com acabamento cromado.
ES Sistema de fijación de estantes o cartelera a pared. Disponibles en dorado y cromado.

Panel Support Edge clamp





ideal to hold signs, architectural panels, glass panels, and other artworks...







Panel support	Colour	Size	Max. thickness		
15.558		35x35mm	12mm	x4	
15.560		25x25mm	9.5mm	x4	





Panel support	Colour	Size	Max. thickness		
15.559		35x35mm	12mm	x4	
15.561		25x25mm	9.5mm	x4	



Panel support	Colour	Size	Max. thickness		
15.554		30mm	7.5mm	x2	
15.555		50mm	9.5mm	x2	


Panel support	Colour	Size	Max. thickness		
15.556		30mm	7.5mm	x2	
15.557		50mm	9.5mm	x2	



Panel support	Colour	Size	Max. thickness		
15.562		80x28mm	12mm	x4	
15.563		50x25mm	10mm	x4	



Cube System

Cube System 

EN Panel support for shelves or posters using a piece of steel. Available in 3 finishes and 5 colors.
FR Pièce en acier pour la fixation des étagères ou des affiches. Disponible en trois finitions et cinq couleurs différentes.

PT Sistema de fixação de estantes ou cartazes mediante uma peça de aço. Disponível em 3 acabamentos e 5 cores.
ES Sistema de sujeción de estanterías o cartelera mediante una pieza de acero. Disponibles en 3 acabados y 5 colores.



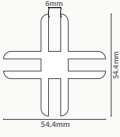








Cube System



"L" shape	Colour		
15.182		x4 	
15.183		x4 	
15.184		x4 	
15.185		x4 	
15.186		x4 	



"T" shape	Colour		
15.187		x4 	
15.188		x4 	
15.189		x4 	
15.190		x4 	
15.191		x4 	

"X" shape	Colour		
15.192		x4 	
15.193		x4 	
15.194		x4 	
15.195		x4 	
15.196		x4 	

Outdoor Sign System

Outdoor Sign System



EN Outdoor signage system in two standard measures, composed by two aluminium poles for ground mounting and double sided aluminium profiles for better viewing.

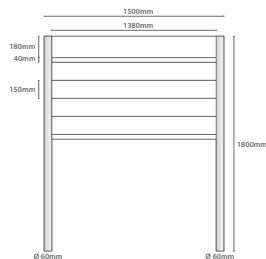
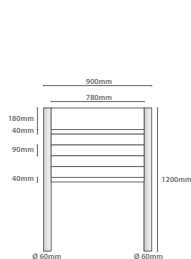
FR Système de signalisation extérieure en 2 dimensions standard. Composé de 2 poteaux en aluminium à fixer au sol et des profils en aluminium double face pour une meilleure visualisation.

PT Sistema de sinalização exterior em duas medidas standar, composto por dois postes de alumínio para fixação ao solo e perfis de alumínio com dupla face para uma melhor visualização.

ES Sistema de señalización exterior en dos medidas estándar, compuesto de dos postes de aluminio para fijación al suelo y perfiles de aluminio a doble cara para una mejor visualización.

Outdoor Sign System

ideal for creating outdoor guidance systems



Content:

- 2 aluminium poles ($\varnothing 60 \times 1200 \text{mm}$)
- 2 plastic endcaps per post
- 1 aluminium profile 180mm height
- 2 aluminium profiles 40mm height
- 4 aluminium profiles 90mm height

Content:

- 2 aluminium poles ($\varnothing 60 \times 1800 \text{mm}$)
- 2 plastic endcaps per post
- 1 aluminium profile 180mm height
- 2 aluminium profiles 40mm height
- 4 aluminium profiles 90mm height

Outdoor Sign	Size
15.716	900x1200mm

Outdoor Sign	Size
15.717	1500x1800mm